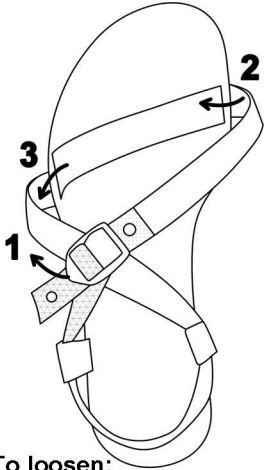
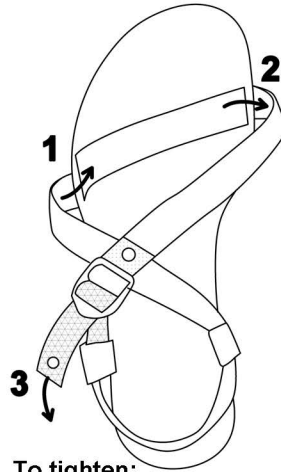


Athena/Ares

**To loosen:**

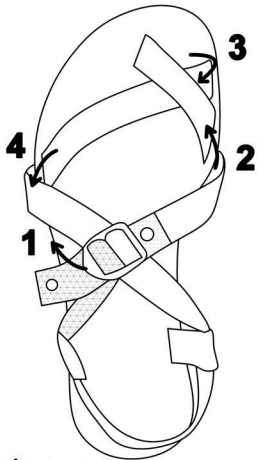
Pull up on the buckle to loosen the pull strap, then push and pull the straps through the slots to give your foot enough room.

**To tighten:**

With your foot in the sandal, push and pull the straps through the slots to your desired fit, then pull back and down on the pull strap.

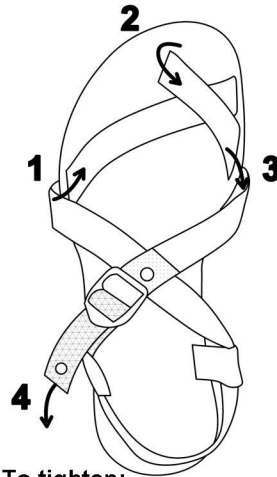
Once your straps are adjusted, use the buckle and pull strap to get in and out.

Artemis/Apollo



To loosen:

Pull up on the buckle to loosen the pull strap, then push and pull the straps through the slots to give your foot enough room.



To tighten:

With your foot in the sandal, push and pull the straps through the slots to your desired fit, then pull back and down on the pull strap.

Once your straps are adjusted, use the buckle and pull strap to get in and out.